



<h1>Talking to Your Town</h1>		
	<p>Lindsey Mena          Juvenile Case Coordinator          City of San Marcos</p>	

---

---

---

---

---

---

---

---

<h2>Learning Objectives</h2>		
<p>By the end of this session, you will be able to:</p> <ol style="list-style-type: none"> <li>1. List the benefits of proactive outreach for municipal judges and court personnel;</li> <li>2. Identify available Driving on the Right Side of the Road Resources; and</li> <li>3. Explain ways to expand your court's outreach program</li> </ol>		

---

---

---


---

---

---

---

---

<h2>Why Should I Start An Outreach Program?</h2>		
<p>In FY 2011, 72.9% of all new cases filed in municipal courts were Traffic cases. That's over 5.5 million!</p> <p><b>Juveniles-</b>          Transportation code cases accounted for 38.7% of the juvenile cases filed in 2011 (over 100,000)</p>		
		

---

---

---

---

---

---


---

---

**Why Should I Start An Outreach Program?**

What about **Road Blocks**?

- \$\$\$
- No Time
- No Experience
- Community Size



A diamond-shaped warning sign with a black border. At the top, it says 'WARNING'. In the center is a black arrow pointing up, with a curved line to its right, resembling a road sign for a sharp curve. At the bottom, it says 'CHALLENGES AHEAD'.

- Don't let these Road Blocks stop you... There are solutions to each of them!

---

---

---

---

---


---

---

---

**Why Should I Start An Outreach Program?**

- Community Involvement:
  - Agency Partnerships
  - Proactive Contact
  - Court's Role in the Community



A small cartoon illustration of a person with short hair standing next to a chalkboard. The chalkboard has some illegible text on it.

---

---

---

---

---


---

---

---

**Why Should I Start An Outreach Program?**

- Educational Opportunity
  - Issues in your Town
  - Prevention Measures
  - Build a Better Community



A small cartoon illustration of a person with short hair standing next to a chalkboard. The chalkboard has some illegible text on it.

---

---

---

---

---


---

---

---

**Where to Begin?**

- Decide on Subject Matter
  - Problems in your community
  - Talk to schools/police officers/parents
  - New laws/ city ordinances
  - What are you passionate about?



---

---

---

---


---

---

---

---

**Can You Guess My Soap Box?**



---

---

---

---

---

---

---

---

**Can You Guess My Soap Box?**



DIYFAIL.COM

---

---

---

---

---

---

---

---

**All the cool kids ride  
in car seats**




---

---

---

---

---


---

---

---

**DRSR Materials**

- Use Driving on The Right Side of the Road (DRSR) materials for additional help
  - FREE!
  - Can be ordered or printed from computer
  - Divided by grade level
  - Informational sheets, handouts & activities
  - Located in TMCEC website




---

---

---


---

---

---

---

---



The Texas Municipal Courts Education Center mission is to provide high quality judicial education, technical assistance, and the necessary resources to ensure municipal judges, court support personnel, and prosecutors in education and certification.

---

---

---

---

---

---

---

---

**TEXAS MUNICIPAL COURTS EDUCATION CENTER**

PROGRAMS RESOURCES LINKS STORE ABOUT TMCEC CONTACT US TMCA SUGGESTIONS & FEEDBACK SEARCH

**DRSR**

**Startling Statistics**

Young drivers between the ages of 15 and 20 comprise 6.4% of the licensed population and too often are amongst the high number of Texans injured or killed due to speed, DUI, failure to wear a seat belt and other poor driving habits. Motor vehicle crashes are the leading cause of death of 15-20 year olds. NHTSA reported that 18% of the young drivers between the ages of 16 and 20 who were killed in crashes had a MAC of .08 or higher.

Driving on the Right Side of the Road is a project aimed at social studies teachers at the elementary, middle and high school levels that is possible through a collaborative effort with the Texas Municipal Courts Education Center and **Safe Education, Inc.** a project of the State Bar of Texas and funding through the Texas Department of Transportation.

**DRSR brochure.**

**FY 2013 Highlights & Accomplishments**

TMCEC again offered a series of teacher workshops in conjunction with the education service centers and the Law-Related Education Department of the State Bar of Texas.

New materials developed in FY 12 included two children's picture books (*Be Careful, Lulu!* and *Don't Monkey Around with Safety in a Car!*), available in English and Spanish. A set of skill building activities, called *Do Nots*, were developed for Grade 5 students. A *BeSafe Online Learning Center* was piloted for students and youth, parents, teachers, and court research with pages for elementary students was added. A high school mock trial on texting and driving was produced. Reader's Theater for older students was developed, focusing on the potential consequences of drinking and driving. (Available in English and Spanish). A DVD lending library was established.

**Highlights & Accomplishments since 2008**

- Driving on the Right Side of the Road summer workshops have been offered since 2008. Over 40 trainers across the state of Texas have been trained on the Driving on the Right Side of the Road program and materials, through the train-the-trainers that were held in FY 08, FY 09, FY 10, FY 11, and FY 12.
- Driving on the Right Side of the Road was developed to infuse the study of traffic safety issues into social studies, language arts, and even math curricula using the strategies of law-related education, including the use of judges and court experiences as resource persons in classrooms. In addition, a statewide conference showcasing these programs.
- These trainers were involved in offering over 150 Driving on the Right Side of the Road trainings across Texas in FY 08, FY 09, FY 11, and FY 12 with over 1,400 people having been trained for a total of 688 training hours. It is anticipated that every year, the trained teachers positively impact 68,000 Texas children and youth through the DRSR Traffic Safety program. This number will continue to grow each year as additional trainers are trained.
- All of the FY08, FY 09, FY 10, FY 11, and FY 12 performance measures were met or exceeded.
- Steps of lessons in conjunction with hands-on activities, computer based learning, and gifted and talented extensions were devised. These learning strategies allow for the maximum benefit and retention. All of these materials and resources have been placed on Texas Municipal Courts Education Center's web-site for free access.

Kids In Court... Children visit the Pasadena Municipal Court with Judge Lester Ronick to learn more about municipal co...

**DRSR**  
Suggestions, Requests, and Feedback for TMCEC

**K-12 Curriculum**  
Lending Library  
Legislative Packet  
Reader's Theater  
Teaching Materials  
Teacher Resource Section  
Training Dates  
Children's Books  
On-Line Learning/Games  
Judges in the Classroom  
Do Nots  
Research Projects  
For Lawyers  
Traffic Safety Games  
Puppet Scripts  
Information Sheets  
Bus Safety  
Mock Trials  
Resources  
Safe Centers  
Seminars/Lesson Plans  
2011 Statewide Conference  
List Item  
Webinars  
Trainer Resource Section

**TEXAS MUNICIPAL COURTS EDUCATION CENTER**

PROGRAMS RESOURCES LINKS STORE ABOUT TMCEC CONTACT US TMCA SUGGESTIONS & FEEDBACK SEARCH

**DRSR - K-12 Curriculum**

With funding from TxDOT, TMCEC worked with the Law-Related Education Department of the State Bar of Texas, to develop a series of classroom activities that infuse the traffic safety issues into social studies, language arts, and health classes.

The materials may be accessed via links below. Or, email [tmcec@tmcce.com](mailto:tmcec@tmcce.com) for a CD-ROM with all of the materials. Printed copies of the materials are available at teacher training workshops offered in conjunction with school districts, education service centers, state teacher conferences, and the annual LRE conference. If you would like to sponsor a workshop, contact us at [tmcec@tmcce.com](mailto:tmcec@tmcce.com). Grant funds are available to support the program.

**K-12 Lessons and Activity Centers**  
Level 1 (Elementary)  
Level II (Middle school)  
Level III (High school)

**Our Town Map**  
DUI and Carpooling  
Paper Bus Mockup Puppet

**Do Nots - 2nd grade**  
**Do Nots - 3rd grade**  
**Do Nots - 4th grade**  
**Do Nots - 5th grade**  
**COMING SOON!**

**Puppet Scripts**  
**Mock Trials**  
**Bus Safety Handbook**  
**Research Projects**

See also the list on the right side of this page for other materials available

**K-12 Curriculum**  
Lending Library  
Legislative Packet  
Reader's Theater  
Teaching Materials  
Teacher Resource Section  
Training Dates  
Children's Books  
On-Line Learning/Games  
Judges in the Classroom  
Do Nots  
Research Projects  
For Lawyers  
Traffic Safety Games  
Puppet Scripts  
Information Sheets  
Bus Safety  
Mock Trials  
Resources  
Safe Centers  
Seminars/Lesson Plans  
2011 Statewide Conference  
List Item  
Webinars  
Trainer Resource Section

**BeSafe OLC**

http://www.tmcce.com/uk/164/PDF/DRSR... Page 1

**Driving on the Right Side of the Road**

**K to 3rd Grade Lessons**

Mimi and Mack, Booster Seat Problem (K)	3
Margie and Melvin, Booster Seat or Baby Seat (1st)	6
Booster Seats (2nd)	8
Better in the Back Seat (2nd)	11
I Spy Map (K-3)	13
Safety Match-Up (K-3)	18

**Traffic Safety Activities & Games**

Traffic Safety Activities & Games Instructions	28
Be Safe	30
Traffic Signs Scavenger Hunt	42
Traffic Safety Seek & Find	45
Hit The Road (i.e., Go Fish)	49
Dangerous Dan (i.e., Old Maid)	59
TEKS Chart	69











	<b>Where to Begin?</b>	
<ul style="list-style-type: none"> <li>• Develop Presentation           <ul style="list-style-type: none"> <li>– Relevant to Audience               <ul style="list-style-type: none"> <li>• Subject Matter</li> <li>• Presentation Styles</li> </ul> </li> <li>– Build on your strengths               <ul style="list-style-type: none"> <li>• What is your comfort level?</li> </ul> </li> <li>– Suggestions:               <ul style="list-style-type: none"> <li>• PowerPoint</li> <li>• Activities</li> <li>• Provide something they can take with them                   <ul style="list-style-type: none"> <li>– Coloring book, information sheet, sticker, etc.</li> </ul> </li> </ul> </li> </ul> </li> </ul>		




---

---

---

---

---

---

---

---

	<b>Where to Begin?</b>	
<ul style="list-style-type: none"> <li>• Contact local schools/agencies           <ul style="list-style-type: none"> <li>– Establish a point of contact</li> <li>– Look to community groups, youth organizations, etc</li> <li>– Sell your program!               <ul style="list-style-type: none"> <li>• Explain benefits</li> </ul> </li> <li>– Use current contacts as references</li> </ul> </li> </ul>		

---

---

---

---

---

---

---

---

	<b>Expanding Your Program</b>	
<ul style="list-style-type: none"> <li>• Allow for flexibility</li> <li>• Train other instructors</li> <li>• Expect trial &amp; errors           <ul style="list-style-type: none"> <li>– Learn and adapt from experiences</li> </ul> </li> <li>• Utilize the media</li> <li>• Create informational handouts/display boards</li> </ul>		




---

---

---

---

---

---

---

---

	<b>Expanding Your Program</b>	
<b>Examples of Programs:</b>		
<ul style="list-style-type: none"> <li>• Classroom Presentations</li> <li>• Tour of Courtroom</li> <li>• Mock Trials</li> <li>• Parent/Teacher Conference Days</li> <li>• After-School Events</li> <li>• Letters to Parents</li> <li>• Red Ribbon Week</li> </ul>	<ul style="list-style-type: none"> <li>• Prom/Homecoming</li> <li>• Display Boards</li> <li>• Trainings/Inservices</li> <li>• Boy Scouts/Girl Scouts</li> <li>• Information on Website</li> <li>• Career Days</li> <li>• Art Contests</li> <li>• PTA meetings</li> </ul>	

---

---

---

---

---

---

---

---

	<b>Additional Resources</b>	
<ul style="list-style-type: none"> <li>• National Highway Traffic Safety Administration (NHTSA) – <a href="http://www.nhtsa.gov/">http://www.nhtsa.gov/</a></li> <li>• USAA (Free Safety Booklets &amp; Information) – <a href="https://www.usaaedfoundation.org/">https://www.usaaedfoundation.org/</a></li> <li>• AAA Foundation for Traffic Safety (Free Brochures) – <a href="http://www.aaafoundation.org/products/index.cfm?button=free">http://www.aaafoundation.org/products/index.cfm?button=free</a></li> <li>• Texas Department of Public Safety – <a href="http://www.texasclickitorticket.com/">http://www.texasclickitorticket.com/</a> – <a href="http://www.seatcheck.org/">http://www.seatcheck.org/</a></li> <li>• Department of State Health Services – Safe Riders – <a href="http://www.dshs.state.tx.us/saferiders/default.shtm">http://www.dshs.state.tx.us/saferiders/default.shtm</a></li> <li>• Human Relations Media (\$\$) – <a href="http://www.hrmvideo.com/">http://www.hrmvideo.com/</a></li> <li>• Faces of Drunk Driving (Jacqueline Saburido Story) – <a href="http://facesofdrunkdriving.com/jacqui">http://facesofdrunkdriving.com/jacqui</a></li> </ul>		

---

---

---


---

---

---

---

---

	<b>Clearing Road Blocks</b>	
<ul style="list-style-type: none"> <li>• <u>\$\$\$</u> -FREE resources and additional</li> <li>• <u>No Time</u> needed. Tools for teachers to provide handouts</li> <li>• <u>No Experience</u> needed. We have pre-made instructions</li> <li>• <u>Community Size</u> -unlimited resources to create a program that fits your community's needs</li> </ul>		

---

---

---

---

---

---

---

---

Lindsey Mena  
Juvenile Case Coordinator  
City of San Marcos  
Phone: (512) 393-8191  
Lmena@sanmarcostx.gov



---

---

---

---

---

---

---

---